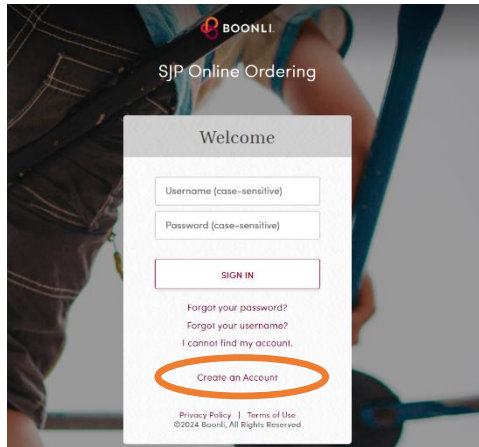
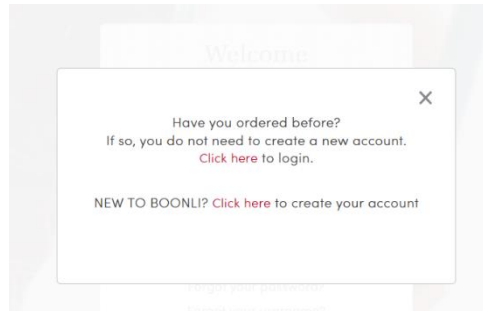


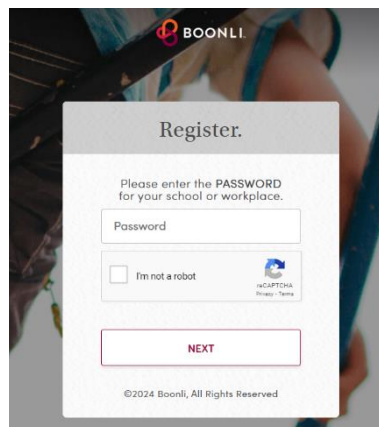
1. Go to sjp.boonli.com
2. Click *Create an Account*



3. Click *New to Boonli? Click here to create your account*

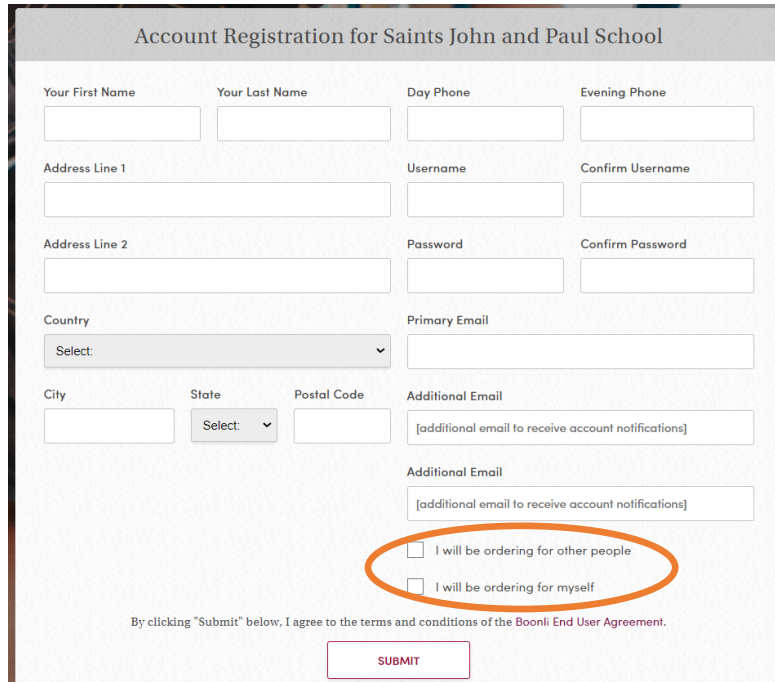


4. Enter the password **sjps2** to begin



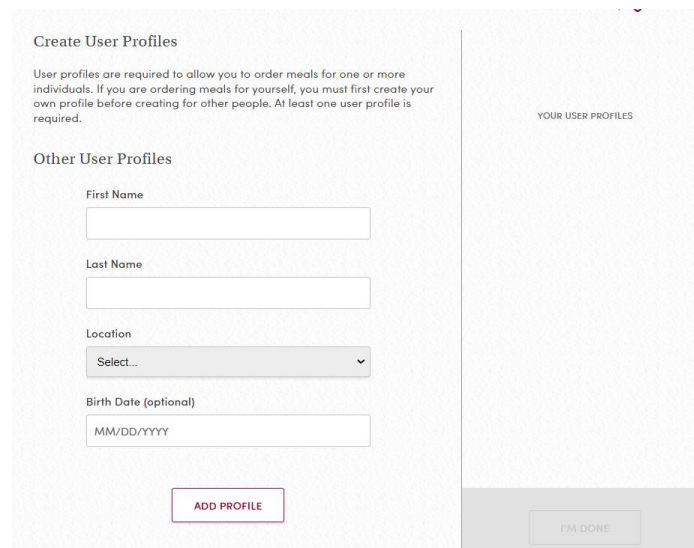
5. Complete the Account Registration Form. Be sure to select *I will be ordering for other people*, since you will be creating orders for your children.

*Staff- please select *I will be ordering for myself*



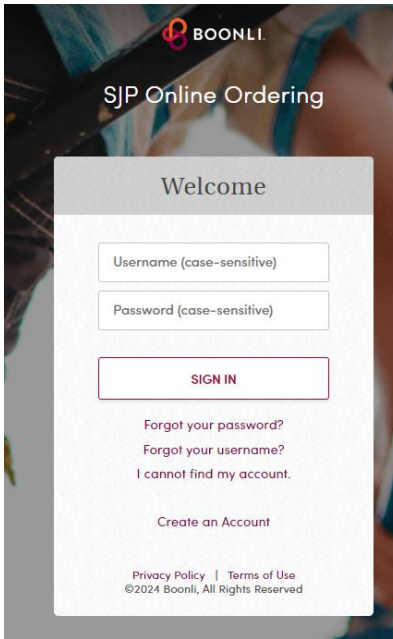
The form is titled "Account Registration for Saints John and Paul School". It contains several input fields: "Your First Name", "Your Last Name", "Day Phone", "Evening Phone", "Address Line 1", "Address Line 2", "Country" (a dropdown menu with "Select:"), "City", "State" (a dropdown menu with "Select:"), "Postal Code", "Username", "Confirm Username", "Password", "Confirm Password", "Primary Email", "Additional Email" (two fields with placeholder text "[additional email to receive account notifications]"). At the bottom, there are two radio buttons: "I will be ordering for other people" and "I will be ordering for myself". The second radio button is circled in orange. Below the radio buttons is a line of text: "By clicking 'Submit' below, I agree to the terms and conditions of the Boonli End User Agreement." and a "SUBMIT" button.

6. You will now create the individual profiles for your child. Once completed, select *I'm Done*

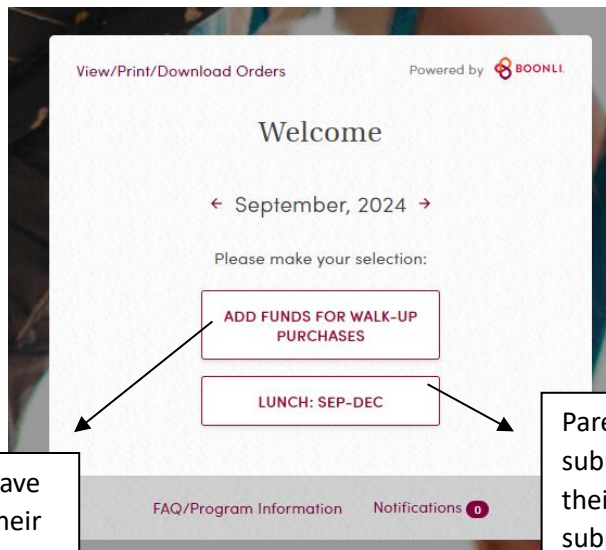


The form is titled "Create User Profiles". It contains a paragraph of text: "User profiles are required to allow you to order meals for one or more individuals. If you are ordering meals for yourself, you must first create your own profile before creating for other people. At least one user profile is required." Below this is a section titled "Other User Profiles" with input fields for "First Name", "Last Name", "Location" (a dropdown menu with "Select..."), and "Birth Date (optional)" (with a placeholder "MM/DD/YYYY"). At the bottom of this section is an "ADD PROFILE" button. To the right of the form is a vertical panel titled "YOUR USER PROFILES" which is currently empty. At the bottom of this panel is an "I'M DONE" button.

7. You will then be directed to the *Login* page. Enter your login credentials to view the menu and begin ordering.



8. Using the arrow, scroll to September to begin ordering



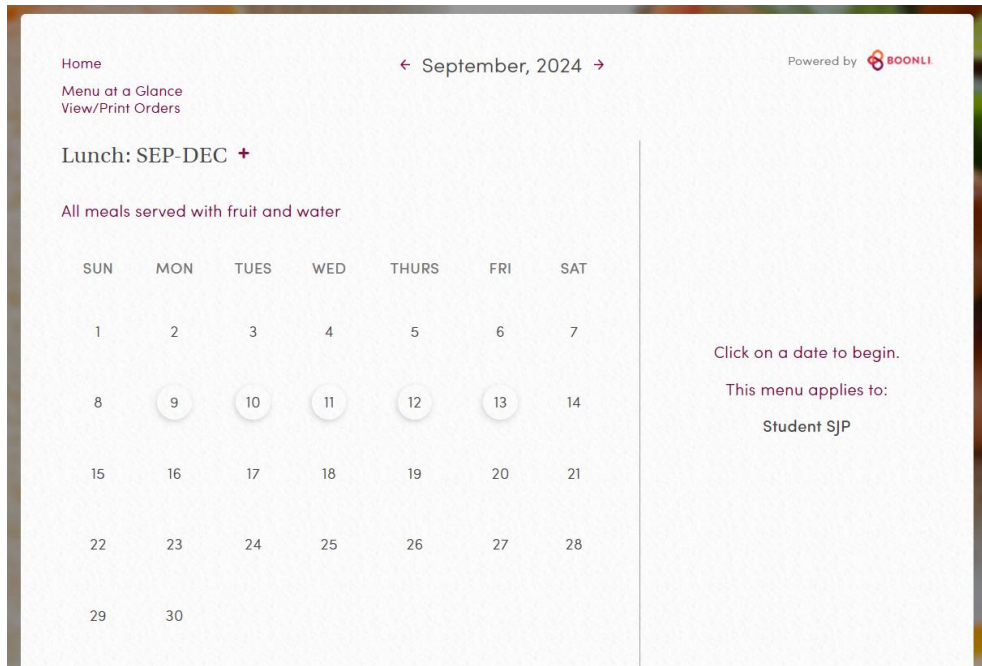
Beginning this year, parents will have the opportunity to add funds to their child's account which will allow them to purchase items such as: snacks, ice cream, and/or beverages from the lunch counter.

Parents are able to set a maximum dollar amount that can be spent each day. Reminders are automatically sent when there is a low balance.

Parents will have the opportunity to submit an order twice per year for their child's lunch. Orders are submitted for September to December and for January to June. A parent can choose to submit an order for September to June using the same system.

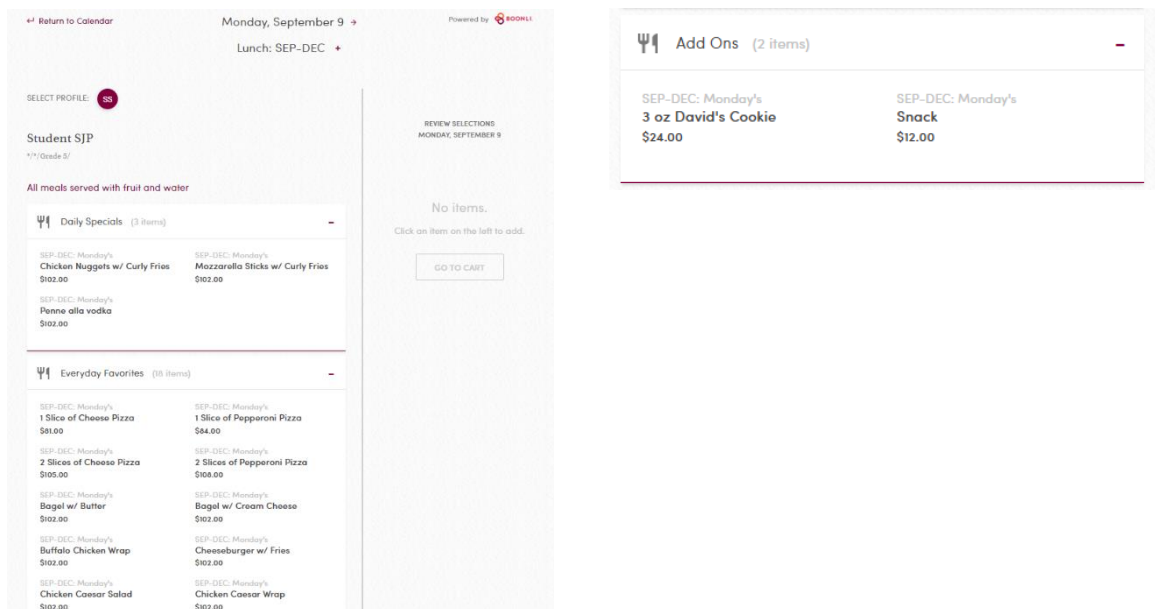
*Please note, by participating in the lunch program, you are committed to the program for the entire school year.

9. As we have done in the past, orders are submitted for the semester. Meaning, your child will receive the same order each week. Click the days of the week you wish to order lunch for your child. Participation in the lunch program 5 days a week is not required.



10. Each day of the week, there are different *Daily Specials* available. We also have a set menu of *Everyday Favorites* available Monday through Friday. Each meal is served with fruit and water.

*New this year, parents are able to include an *Add On* item to their child's menu, such as our Famous Cookie or a snack. Snacks include chips, pretzels, fruit snacks, Oreos, etc. **All snacks are nut free.**



11. Once you have selected the lunch items, you can either *Checkout*, or select *Continue Ordering* to place an order for January to June

← Continue Ordering

Powered by BOONLI

Your Cart

Please review your order.

Student SJP Remove All
//Grade 5/

Lunch: SEP-DEC (65 items) -

MONDAY, SEPTEMBER 9	\$102.00
SEP-DEC: Monday's Chicken Nuggets w/ Curly Fries (A)	Remove
TUESDAY, SEPTEMBER 10	\$119.00
SEP-DEC: Tuesday's Macaroni & Cheese (A)	Remove
WEDNESDAY, SEPTEMBER 11	\$119.00
SEP-DEC: Wednesday's Chicken Quesadilla (A)	Remove
THURSDAY, SEPTEMBER 12	\$110.50
SEP-DEC: Thursday's French Toast Sticks (A)	Remove

ORDER TOTAL

Order Subtotal:	\$534.50
Registration Fee:	\$10.00
Total:	\$544.50

CHECKOUT

12a. During Checkout, you have the option to pay via Credit/Debit Card or ACH transfer. Please note, for credit and debit payments, there is a 3.5% processing fee. For payments via ACH transfer, there is a 2.5% discounted processing fee.

Registration Fee: this is a one-time charge to create the online account and allows SJP to continue our online lunch ordering program.

Confirm Order

Select Payment Method

New Debit Card | Credit Card *

New ACH

*A processing fee of 3.50% per transaction total will be applied. However, if you elect to pay by ACH, a discount of 2.50% will be applied.

Verify Billing Address

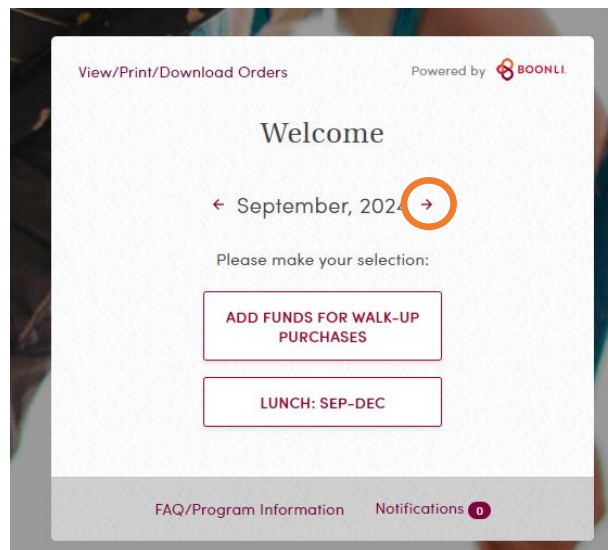
Parent SJP
5353 Scotts Valley Dr
Scotts Valley, CA
95066
United States
parent@mail.com Edit

ORDER SUMMARY

Order Subtotal:	\$534.50
Registration Fee:	\$10.00
Processing Fee:	\$18.71
Total:	\$563.21

PAY \$563.21

12b. If you wish to place an order for January to June, and selected *Continue Ordering*, from Step 11, click the right arrow to view the January to June menu.



13. Once all orders have been completed, go to step 12a to view Checkout information.

For any questions, or additional information, please visit https://sjp.boonli.com/program_info